



North Pacific Fisheries Commission

NPFC-2024-TWG CMSA09-MIP01 (Rev.2)

DETAILS FOR THE TWG CMSA09 MEETING

17-20 July 2024

Yokohama, Japan (hybrid)

This is general information to assist you in your travels to the meeting. This information package includes:

- Dates
- Meeting Venue
- Meeting Contact Documentation
- Visa Information
- Accommodation
- Airport Information and Transport to the Meeting Venue
- Registration and Meeting Conduct
- Social Events
- Other Information

DATES

The 9th meeting of the Technical Working Group on Chub Mackerel Stock Assessment (TWG CMSA09) will be held in a hybrid format on 17-20 July 2024.

MEETING VENUE

The TWG CMSA09 meeting will take place at the *Fisheries Resources Institute* (FRI), Japan Fisheries Research and Education Agency in Yokohama:

2-12-4 Fukuura, Kanazawa, Yokohama, Kanagawa 236-8648 TEL: +81-45-788-7615

<https://www.fra.go.jp/home/access/yokohamachousha.html>

Meeting room: International Conference Room, 3rd floor.

MEETING CONTACT DOCUMENTATION

Online pre-registration for meeting participants is on the NPFC website www.npfc.int. Please log in to be able to register. The deadline for registration is **10 July 2024**.

The meeting will be organized as in-person meeting but remote participation via Webex will be possible. Please indicate in the registration process if you will attend in-person or online.

VISA INFORMATION

Please access the webpage of Japan consular services from the link below to determine if you need a visa to enter Japan.

Link: https://www.mofa.go.jp/j_info/visit/visa/index.html

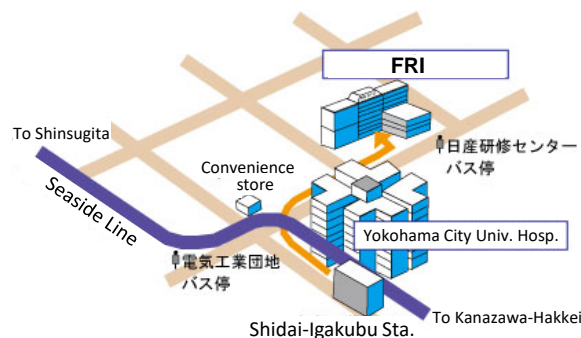
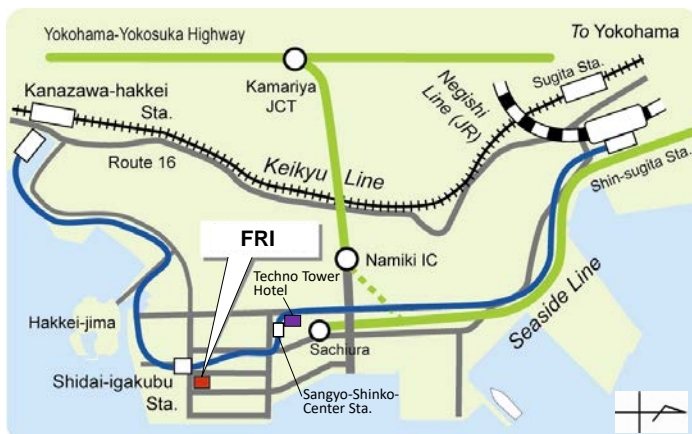
An official invitation letter is essential for participants to apply for a Japanese visa. Each delegation that applies for a Japanese visa is kindly requested to provide the information in Attachment 1 to Mr. Yukiya Uchida (yukiya_uchida230@maff.go.jp) by **1 June 2024**.

ACCOMMODATION

Each participant is responsible for making his or her own hotel arrangements. You are **strongly** encouraged to make your reservations early due to room availability for the duration of the meeting to avoid having to move rooms/hotels. There is one hotel in the vicinity of the meeting venue and a wide range of hotels available in central Yokohama. A few options for accommodation are listed below.

Hotel Name	Location	Reservation
Yokohama Techno Tower Hotel (recommended)	4 min by train: from Sangyoshinko Center Station (hotel) to Shidaiigakubu Station (FRI), Seaside Line, or 17 min on foot (about 1.7 km)	Address: 1-1-1 Fukuura, Kanazawa-ku, Yokohama 236-0004 Phone: +81-45-788-8000 https://www.technotower.jp/en/ Reservation will be open from 1 May.
Yokohama Sakuragi-cho Washington Hotel	About 40-45 min by train: from Sakuragi-cho Station (hotel) to Shin-Sugita Station on the JR Keihin- Tohoku Negishi Line and from Shin- Sugita Station to Shidaiigakubu Station (FRI) on the Seaside Line	Address: 1-101-1, Sakuragi-cho, Naka- ku, Yokohama 231-0000 Phone: +81-45-683-3111 http://yokohama-s.washington-hotels.jp/
Hotel Yokohama Garden	About 40-45 min by train: from Kannai Station (hotel) to Shin- Sugita Station on the JR Keihin-Tohoku Negishi Line and from Shin-Sugita Station to Shidaiigakubu Station (FRI) on the Seaside Line	Address: 254 Yamashita-cho, Naka-ku, Yokohama 231-0023 Phone: +81-45-641-1311

How to get to the meeting venue



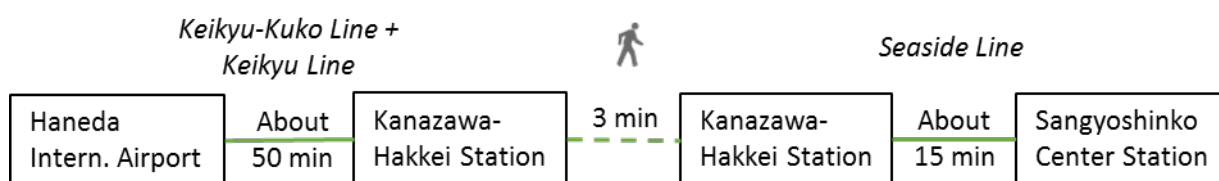
AIRPORT INFORMATION AND TRANSPORT TO THE MEETING VENUE

The venue of the meeting, the Fisheries Resources Institute, is located near *Shidaiigakubu Station* on the Seaside Line in Yokohama. The Yokohama Techno Tower Hotel which is recommended for participants is situated near *Sangyoshinko-Center Station* on the Seaside Line.

A) From Haneda International Airport to Meeting Venue Area and Yokohama Techno Tower Hotel (recommended airport for easy access to the meeting venue)

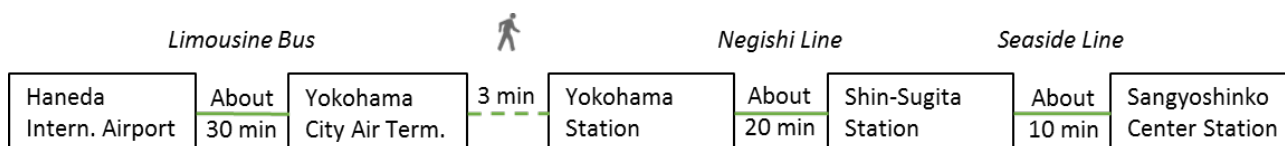
■ By Train

The trip takes about 60-70 minutes and costs about 950 – 990 JPY. Please travel to Kanazawa-Hakkei Station by Keikyu Line, then change to the Seaside Line and get off at the Sangyoshinko-Center Station to get to the Yokohama Techno Tower Hotel.



■ By Limousine Bus and Train

The trip takes about 70-80 minutes and costs 1,090 – 1,150 JPY. Please take the Limousine Bus bound for Yokohama City Air Terminal (YCAT) and change at YCAT to an outbound train of the Negishi Line at Yokohama Station. Then change to the Seaside Line and get off at the Sangyoshinko-Center Station to get to the Yokohama Techno Tower Hotel. For timetable and more information of the Limousine Bus, please visit <http://www.ycat.co.jp/en/>



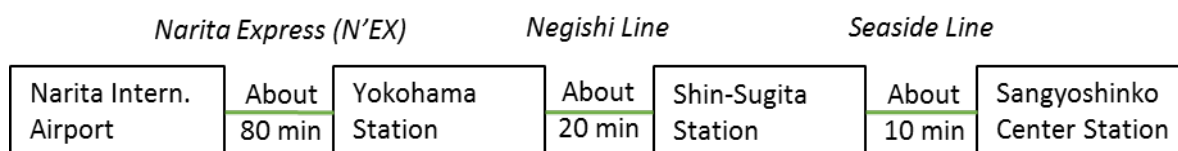
B) From Narita International Airport to Meeting Venue Area and Yokohama Techno Tower Hotel

■ By Train

The trip takes about 120-130 minutes and costs about 3,530 – 4,860 JPY. Please travel for Yokohama by JR Narita Express (N'EX) or Keisei Skyliner train and change to a local train of the Negishi Line or the Keikyu Line. Then change to the Seaside Line and get off at the Sangyoshinko-Center Station to get to the Yokohama Techno Tower Hotel. For timetable and more information, please visit:

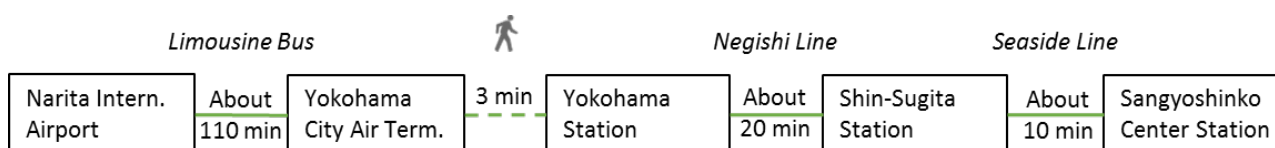
N'EX <http://www.jreast.co.jp/e/nex/index.html>

Keisei Skyliner <http://www.keisei.co.jp/keisei/tetudou/skyliner/us/index.php>



■ By Limousine Bus and Train

The trip takes about 150 minutes and costs 4,110 – 4,170 JPY. Please take the Limousine Bus bound for Yokohama City Air Terminal (YCAT) and change at YCAT to an outbound train of the Negishi Line or the Keikyu Line at Yokohama Station. Then change to the Seaside Line and get off at the Sangyoshinko-Center Station to get to the Yokohama Techno Tower Hotel. For timetable and more information of the Limousine Bus, please visit <http://www.ycat.co.jp/en/>



C) From Yokohama Station to Meeting Venue Area and Yokohama Techno Tower Hotel

■ By taxi

The trip takes about 30 minutes and costs about 8,000 – 10,000 JPY.

REGISTRATION AND MEETING CONDUCT

Participants will be able to register and pick up their meeting package from 8:30 to 9:00 on the first day of the meeting. If this registration time is not convenient for you, please ask the Secretariat staff for your registration.

New

In accordance with the NPFC Document Policy revised by COM09 in April 2024,

- (1) submitted documents shall be accessible for Members, CNCs, Observers and the public, unless the author of the document directs that the document remain solely available to NPFC Members. Please indicate in your meeting document if it contains confidential or sensitive information and you want it to be posted on the Members' domain only;
- (2) the Secretariat will provide participants with the Meeting Information Papers and other meeting documents on-line and limited printed copies will be available at meeting registration. In general, hard copies of meeting documents will not be available at the meeting unless a Member makes a request 14 days prior to the meeting.

When revising submitted meeting papers, participants are strongly encouraged to use the file version posted on the meeting webpage, with document number and NPFC letterhead added by the Secretariat.

The meetings will be held in a hybrid format. Participants are advised to use their laptops to share their presentations via Webex and view meeting documents shared by other participants.

SOCIAL EVENTS

The host invites meeting participants to a reception which will be held at つまみぐいたお izakaya restaurant at 6:30-8:30pm on 17 July:

つまみぐいたお

7-14 Shinsugitacho, Isogo Ward, Yokohama, Kanagawa 235-0032

[google map link](#)

OTHER INFORMATION

Electricity

The voltage in Japan is 110 Volt. Japanese electrical plugs have two, non-polarized pins which fit into North American outlets, as shown on the picture. A portable plug adaptor may be necessary to use your electronic devices.



WiFi

SSID:	NPFC
Password:	Yokohama2024

EMERGENCY INFORMATION

<i>Police</i>	Emergency call – 110
<i>Fire, Ambulance or</i>	Emergency call – 119
<i>Emergency Rescue</i>	

Disaster information app "**Safety tips**" by Japan Tourism Agency, Ministry of Land, Infrastructure, Transport and Tourism of Japan (in 14 languages):

- Android
<https://play.google.com/store/apps/details?id=jp.co.rcsc.safetyTips.android>
- iPhone
<https://itunes.apple.com/jp/app/safety-tips/id858357174?mt=8>

For Android



For iPhone



If you have any questions regarding visas, please do not hesitate to contact:

Mr. Yukiya Uchida

E-mail: yukiya_uchida230@maff.go.jp

Tel: +81-03-3591-1086

If you have any questions regarding meeting preparations, please do not hesitate to contact:

Dr. Aleksandr Zavolokin

E-mail: azavolokin@npfc.int

Tel: +81-3-5479-8717

Attachment 1

Fisheries Agency of Japan is willing to prepare an Invitation Letter for your visa application to attend the NPFC meetings.

Please provide a list which includes the following information for each participant.:

* Please provide the name as it appears on your passport.

First Name:

Last Name:

Sex (F/M):

Nationality:

Organization:

Title:

Passport Number:

Passport type (official or general):

VISA type (official visa or short-term visa):

Date of Birth:

Date of Issue:

Date of Expiry:

Passport Issuing Authority:

Period of Stay in JAPAN:

Place of Applying for VISA (Embassy or Consulate of Japan):

Arrival Airport:

Departure Airport:

Hotel Name:

Documents that you are required to submit with this attachment are below.

- A copy of passport (optional)
- A copy of note verbal in case of travel with official passport or general passport and official visa.